

Student Profile FAQ


What is the Student Profile?

The Student Profile provides students, advisors and other authorized employees with a one-stop view of data including holds, registered courses, billing information and financial aid (known as My Profile for students). Ellucian developed the Student Profile using Banner 9 technology, and EIS has added enhancements for the TAMU environment.

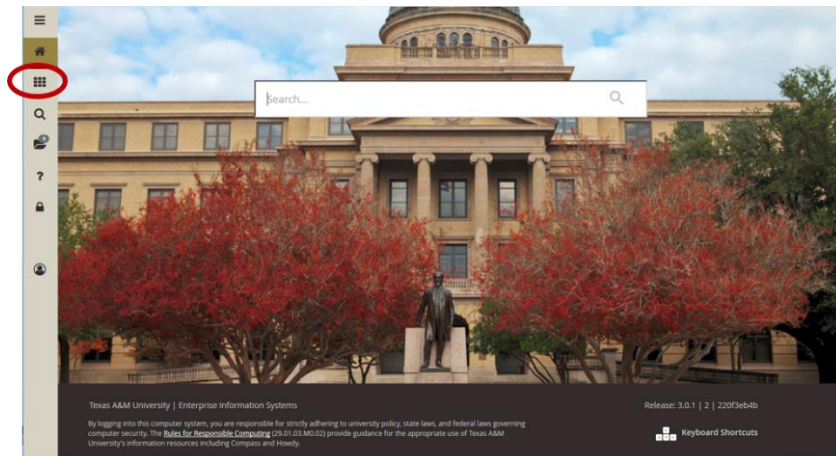
Advisors and other employees will be able to access most of the same data as a student if authorized (e.g., advisors will not be able to update student addresses).

How can the Student Profile be accessed?

1. The Student Profile can be accessed in Howdy by clicking on the Student Profile icon.



2. From within Compass, the Student Profile can be accessed by choosing the Applications icon on the left navigation section then choosing Student Profile.



Will all current Howdy self-service functionality (e.g. Degree Evaluation) be converted at once?

Current Howdy self-service functionality has been developed for students and advisors since the Go Live in 2009. All of this functionality will be converted to Banner 9 technology over the next several years.

A portion of the functionality in the current Advisor Dashboard has been converted to Banner 9 technology and has been made available in the Student Profile. Some functions such as the Degree Evaluation still must be accessed using current Howdy self-service functionality since TAMU is waiting for Ellucian to develop a Banner 9 version of the Degree Evaluation.

How can advisors access current Howdy self-service functionality within the Student Profile?

Advisors can access the Degree Evaluation, Undergraduate Degree Planner, Credit by Examination and TSI and Core Curriculum Information from the Student Profile by using the Application Navigator menu within Compass.

1. On the far left, click on the Applications menu
2. Then click on Howdy Self-Service, then click on Advisors.
3. You will then see links to current Howdy self-service functionality.

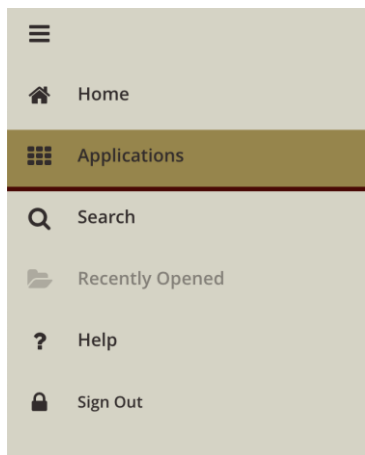


Figure 1

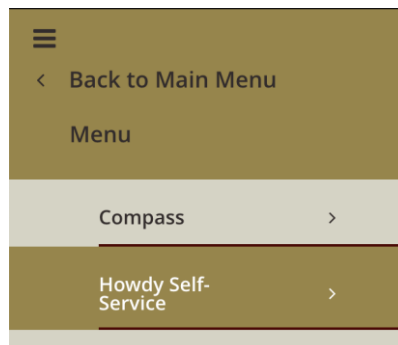


Figure 2

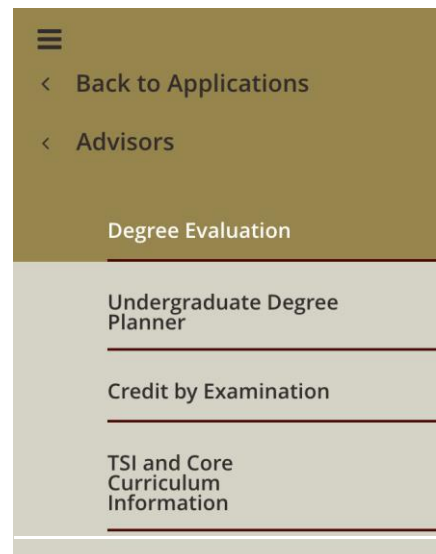
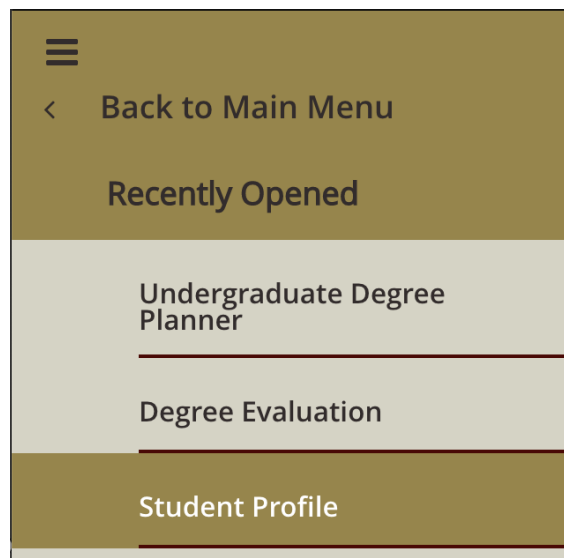
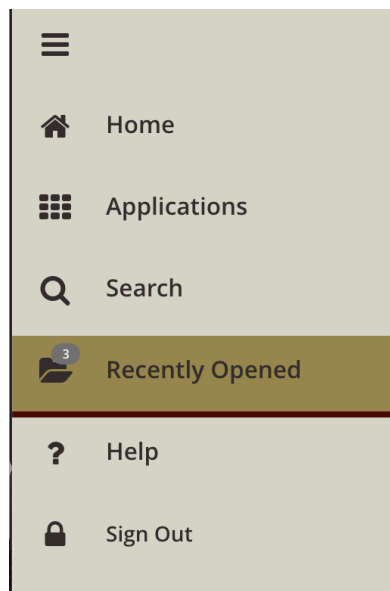


Figure 3

Once this page is selected, it will then show in the “Recently Opened” folder



When will the Advisor Dashboard be retired?

The Advisor Dashboard will continue to be available in parallel with the Student Profile. A future retirement date will be determined by the EIS Steering Committee. Other applications including Howdy, Compass (Banner 8 and 9), and Compass Reports were similarly available in parallel for extended periods.

What are some of the advantages of the new My Profile for students?

1. The layout is mobile friendly
2. In a single location the student can see the following items:
 - Biographic and contact information (including ability to update)
 - Includes certified dependents
 - Enrollment Status and Unofficial Transcripts
 - View Grades
 - Registration Status and Holds
 - Graduation information
 - Curricula and GPA
 - Test scores and prior education
 - Registered Courses
 - Finances
 - Tuition and fees
 - Scholarship and financial aid
3. New features will continually be added over time in a consolidated location (e.g., a degree progress screen for undergraduate students).

What are some of the advantages of the new Student Profile for advisors and other authorized employees?

1. Advisors will have many of the same benefits as students such as viewing data in a consolidated location without requiring clicks on as many links like the current Advisor Dashboard.
2. The Student Profile offers improved search capabilities
 - a. Term is no longer required when selecting a student.
 - b. The ability to search on email address.
 - c. A combined name search field enabling faster name lookups.
3. You can quickly navigate between recently viewed/opened web pages using the “Recently Opened” link within the Application Navigator in Compass.
4. The Student Profile can be accessed from both Compass and Howdy.

Why do advisors need to use the VPN to access the Student Profile from off-campus locations?

The Student Profile allows access to confidential student data. The VPN provides a higher level of security to protect this data. Compass has required the VPN from off-campus locations.